



# aQuellé Epworth Mudman





04 March 2018



Full Swim

ROAG #	CATEGORY	NAME	GENDER	AGE CATEGORY	RACE TIME	OVERALL POSITION	AGE CATEGORY POSITION
13716	Team of 3	NATURALLY HANDSOME		Open	1:19:28	1	1
8060	Individual	DARRYN PURTELL	M	19-39	1:20:55	1	1
61643	Individual	ANGUS MCLEOD	M	U18	1:25:11	2	1
21344	Individual	JASON PACHON	M	19-39	1:27:00	3	2
36604	Individual	ALEX KAANEN	M	19-39	1:27:48	4	3
30261	Individual	RUAN POTGIETER	M	U18	1:32:44	5	2
1347	Individual	CRAIG RUSSELL WHITE	M	40+	1:33:39	6	1
96918	Individual	REUVEN RAWLINS	M	19-39	1:35:17	7	4
20729	Individual	JORDAN RAUTENBACH	M	19-39	1:35:26	8	5
93720	Individual	KYLE SPIRES	M	19-39	1:35:36	9	6
5027	Individual	CANDICE PARKER-DENNISON	F	19-39	1:36:26	1	1
60246	Individual	IAN CAISTER	M	19-39	1:37:02	10	7
67030	Team of 3	3RD WHEELING		U18	1:37:56	2	1
66936	Individual	MICHELLE CHOROMANSKI	F	19-39	1:38:40	2	2
66937	Individual	MARK ODENDAAL	M	40+	1:38:47	11	2
36247	Individual	RICHARD EKSTEEN	M	40+	1:40:26	12	3
37035	Individual	DANIEL WEXLER	M	19-39	1:40:27	13	8
2112	Individual	AXEL POSER	M	40+	1:40:47	14	4
63250	Individual	MATHEW GRAHAM	M	19-39	1:43:44	15	9
72660	Team of 3	THE PERSISTENT-LEE'S		Open	1:44:06	3	2
2868	Individual	ANDREW MACKENZIE	M	40+	1:44:58	16	5
5068	Individual	SARAH GRAY	F	19-39	1:45:06	3	3
4779	Individual	BRENDON LONGHURST	M	40+	1:45:20	17	6
8622	Individual	RIAAN POTGIETER	M	40+	1:45:54	18	7
97183	Team of 3	GKP		Open	1:46:38	4	3
7285	Individual	DAN WILLMENT	M	19-39	1:47:14	19	10
55855	Individual	CHARN MOFFAT	M	U18	1:48:02	20	3
79048	Team of 3	THE GRAY SILVERBACK GIANTS		Open	1:48:58	5	4
44408	Individual	DARRYN FRERICHS	M	19-39	1:49:26	21	11
91331	Team of 2	DIRTY DAYDREAMERS		Open	1:49:44	1	1
46634	Team of 3	4TH PMB SCOUTS		U18	1:49:58	6	2
66932	Team of 3	#10		U18	1:50:53	7	3
12344	Individual	MICHAEL DUCKHAM	M	U18	1:51:41	22	4
12817	Individual	GABBY CARTER	F	U18	1:51:42	4	1
59886	Individual	RYAN UPFOLD	M	40+	1:52:56	23	8
60022	Team of 4	TEAM MASSEY		Open	1:52:59	1	1
97990	Team of 3	4TH PMB SCOUTS		U18	1:53:05	8	4
58140	Individual	WAYNE TESSENDORF	M	40+	1:57:15	24	9
37458	Individual	ROBERT KRAUSE	M	19-39	1:58:15	25	12
66980	Team of 3	PEANUT BUTTER AND JELLY LEGS		U18	1:58:24	9	5
52578	Team of 3	#1		Open	1:58:24	10	5
8010	Individual	JAMES MACKENZIE	M	U18	1:58:29	26	5
7643	Team of 3	DHS SPARK PLUGS		U18	1:59:32	11	6
96960	Individual	BRETT DUNLOP-MILBORROW	M	19-39	1:59:43	27	13
97665	Individual	MURRAY BURGER	M	19-39	1:59:47	28	14
44419	Individual	JOHN BAINBRIDGE	M	40+	2:00:12	29	10
39309	Team of 3	WTFC		Open	2:00:29	12	6
74042	Team of 2	DHS PAIN KILLERS		U18	2:00:45	2	1
66971	Team of 2	MUDDY BUDDYS		Open	2:00:54	3	2
73730	Team of 3	WILLYWACKERS		Open	2:01:37	13	7
87878	Team of 3	DHS LACTIC ACID FLASHBACKS		U18	2:01:51	14	7

57740	Team of 2	MUDDY BUDDYS		Open	2:01:55	4	3
66868	Team of 3	#6		U18	2:02:42	15	8
39405	Team of 3	#3		U18	2:03:03	16	9
17526	Team of 3	THE LEFT OVERS		Open	2:04:00	17	8
78159	Individual	ADRIAN NEL		19-39	2:05:20	1	1
11428	Individual	MARLISE JOUBERT	F	40+	2:06:25	5	1
96784	Individual	NICHOLAS DE KLERK	M	19-39	2:07:02	30	15
15780	Individual	DARRYN GRANTHAM	M	19-39	2:07:10	31	16
23952	Individual	REECE SCHMIDT	M	U18	2:08:45	32	6
66919	Team of 3	MARITZ FAMILY		Open	2:09:10	18	9
97993	Team of 3	TEAM UNITEA		Open	2:09:26	19	10
45591	Individual	JOLYNNE DE BEER	F	40+	2:09:30	6	2
73567	Individual	CARLA MEIKLE	F	U18	2:09:36	7	2
6535	Team of 3	G FORCE		Open	2:09:42	20	11
31053	Individual	JASON REINEKE	M	19-39	2:11:35	33	17
12815	Individual	CHANTEL CARTER	F	40+	2:11:45	8	3
45981	Individual	GLENN ANDERSON	M	19-39	2:13:37	34	18
37073	Team of 3	STREAMLINERS.		Open	2:13:59	21	12
66870	Team of 3	#6		U18	2:14:21	22	10
8006	Individual	CAITLIN MACKENZIE	F	U18	2:14:36	9	3
43098	Individual	SHIRENE SMITH	F	40+	2:16:08	10	4
24762	Individual	MARK SMITH	M	40+	2:16:16	35	11
54436	Team of 3	BAM FAM		Open	2:16:36	23	13
93084	Team of 3	BAM FAM		Open	2:17:39	24	14
17499	Individual	VAUGHN WHEELER	M	19-39	2:17:56	36	19
66982	Team of 3	DHS ARMADILLOS		U18	2:17:56	25	11
67003	Team of 3	ALIVE!		Open	2:18:58	26	15
25916	Individual	DELWIN DE BROIZE	M	19-39	2:22:53	37	20
51827	Team of 3	#7		U18	2:23:34	27	12
77373	Individual	JACQUI WALLER	F	19-39	2:26:46	11	4
53283	Individual	BRIAN MUMFORD	M	40+	2:26:49	38	12
24652	Individual	PETER DE KLERK	M	40+	2:28:22	39	13
2810	Individual	LIZ BOTHA	F	40+	2:28:46	12	5
22700	Individual	SHIREEN SWART	F	19-39	2:30:47	13	5
15289	Team of 3	DHS DISSOLVING DISPRINS		U18	2:32:33	28	13
37819	Team of 3	DHS TWISTED BLISTERS		Open	2:32:52	29	16
3859	Individual	MICHAEL ETCHELLS	M	19-39	2:32:52	40	21
70873	Individual	ALEXANDER BRITS	M	U18	2:37:26	41	7
66921	Team of 3	#8		U18	2:40:39	30	14
38724	Individual	GERHARDUS ADRIAAN SNYMAN	M	19-39	2:45:16	42	22
39325	Individual	RICHARD HILDEBRAND	M	U18	2:45:41	43	8
73431	Individual	ZED MCGLADDERY	M	40+	2:47:04	44	14
66897	Individual	BRUCE GREGG-MACDONALD	M	19-39	2:49:35	45	23
70047	Individual	JENNA BOTHA	F	19-39	2:51:03	14	6

 <span style="font-size: 2em; font-family: cursive;">aQuellé Epworth Mudman</span> 							
04 March 2018							
Full Paddle							
ROAG #	CATEGORY	NAME	GENDER	AGE CATEGORY	RACE TIME	OVERALL POSITION	AGE CATEGORY POSITION
62940	Team of 3	VARSITY COLLEGE GREEN		Open	1:26:39	1	1
6145	Individual	JAMES SPEED	M	19-39	1:26:44	1	1
97690	Team of 3	VARSITY COLLEGE BLUE		Open	1:34:05	2	2
35740	Individual	ALEX MASINA	M	19-39	1:35:48	2	2
46597	Team of 3	FAST & FURIOUS		U18	1:37:06	3	1
4915	Individual	MURRAY STARR	M	19-39	1:38:40	3	3



12013	Individual	MATTHEW MILLWARD	M	U18	1:41:23	4	1
13342	Team of 3	THE RUTHERFORDS		Open	1:45:46	4	3
12263	Individual	JORDAN PEEK	F	19-39	1:51:56	1	1
60653	Team of 3	TRIPLE ENTENTE		U18	1:53:19	5	2
57321	Team of 3	ONE NON BLONDE		Open	1:55:51	6	4
97203	Team of 4	RHC TEAM		Open	1:57:59	1	1
10865	Team of 3	TOP DOGS		Open	1:58:41	7	5
35609	Individual	SHAUN LAMONT	M	40+	1:59:37	5	1
89570	Team of 3	1 TEAM		U18	2:02:33	8	3
45999	Individual	DONNA HUTTON	F	19-39	2:03:54	2	2
55933	Individual	ANDREW SAUNDERS	M	19-39	2:04:39	6	4
61321	Team of 3	VARSITY COLLEGE YELLOW		Open	2:05:04	9	6
40921	Team of 3	MUDDY RUCKERS		Open	2:11:52	10	7
58364	Individual	MICHAEL SAUNDERS	M	19-39	2:14:05	7	5
61954	Team of 3	CATCH UP.		U18	2:15:15	11	4
10685	Individual	AMY PECKETT	F	U18	2:16:33	3	1
3235	Individual	ALAN ETCHHELLS	M	40+	2:27:42	8	2

 <span style="font-size: 2em; font-family: cursive;">aQuellé Epworth Mudman</span> 							
04 March 2018							
Half Swim							
ROAG #	CATEGORY	NAME	GENDER	AGE CATEGORY	RACE TIME	OVERALL POSITION	AGE CATEGORY POSITION
59008	Team of 3	VHS 1		17-39	0:46:38	1	1
67037	Team of 3	HILTON COLLEGE		14-16	0:47:37	2	1
46588	Individual	DANIEL VAN DER WATT	M	14-16	0:48:06	1	1
9303	Team of 3	NOT AGAIN		17-39	0:48:10	3	2
40464	Individual	JOSHUA STEYTLER	M	14-16	0:48:48	2	2
73395	Individual	HUGO RENNINGS	M	14-16	0:49:18	3	3
9861	Individual	NATHAN FOSTER	M	U11	0:50:27	4	1
73397	Individual	PEPIJN RENNINGS	M	12-13	0:50:56	5	1
17707	Individual	MATT GERRY	M	14-16	0:51:51	6	4
12816	Individual	AIDAN CARTER	M	14-16	0:51:57	7	5
66955	Team of 3	VERTICAL SPACES		17-39	0:55:16	4	3
65552	Individual	TIMOTHY ANDREW	M	14-16	0:55:43	8	6
25113	Individual	TAYLOR MUNRO	F	14-16	0:55:45	1	1
64256	Individual	GRANT BRIDGEFORD	M	12-13	0:55:45	9	2
85026	Individual	SHAEN MACDEVETTE	F	17-39	0:56:09	2	1
46001	Team of 4	BEAUTY AND THE BEASTS.		17-39	0:56:12	1	1
22650	Team of 3	VHS 2		17-39	0:56:39	5	4
59873	Individual	LUKE SOULSBY	M	12-13	0:56:40	10	3
37024	Team of 3	MIGHTY MUDRATS		U11	0:57:23	6	1
20062	Individual	ROBIN SOULSBY	M	40+	0:57:24	11	1
45831	Individual	RYAN WILDE	M	14-16	0:57:36	12	7
25115	Individual	COURTNEY MUNRO	F	17-39	0:57:53	3	2
41607	Individual	WILLIAM PROUDFOOT	M	14-16	0:57:58	13	8
23602	Team of 3	JEM		12-13	0:58:45	7	1
39363	Team of 3	VHS 5		17-39	0:58:49	8	5
51980	Team of 3	HMB 1		17-39	0:58:56	9	6
95131	Individual	ROSS WILLIAMS	M	40+	0:59:16	14	2
60337	Team of 3	JAM		12-13	0:59:21	10	2
41422	Team of 3	2BLONDESANDABRUNETTE		17-39	0:59:21	11	7
45943	Team of 3	HOT LEGS		17-39	1:00:17	12	8
16130	Individual	GAVIN JANSSEN	M	40+	1:00:24	15	3
5510	Team of 3	WORTH		17-39	1:00:37	13	9
37305	Team of 3	MUDMAN MANIACS		12-13	1:01:06	14	3

95294	Individual	TAYLA-JADE WEISS	F	14-16	1:01:32	4	2
96884	Team of 3	WILDCATS		17-39	1:01:33	15	10
97843	Team of 3	HMB 3		14-16	1:01:37	16	2
19007	Individual	RICHARD GERRY	M	40+	1:01:47	16	4
93800	Individual	LEAH STEWART	F	12-13	1:02:21	5	1
46054	Individual	ERIN IVINS	F	17-39	1:02:39	6	3
37400	Team of 3	KDK		17-39	1:02:45	17	11
59871	Individual	CONNOR SOULSBY	M	14-16	1:02:47	17	9
11873	Individual	JUSTIN WILDE	M	17-39	1:02:48	18	1
97702	Team of 3	VHS 3		17-39	1:02:55	18	12
36732	Individual	LUKA POSER	M	14-16	1:02:57	19	10
66903	Individual	NICOLETTE CHALLENOR	F	14-16	1:04:26	7	3
22726	Team of 3	HMB 2		17-39	1:04:50	19	13
17092	Individual	MARYANNE SOULSBY	F	40+	1:04:57	8	1
2210	Individual	NIKKI JONAS	F	40+	1:05:15	9	2
91927	Team of 3	# CRASH TEST BUDDIES		17-39	1:05:28	20	14
59876	Individual	HANNAH ELLIOTT	F	U11	1:05:53	10	1
37321	Team of 3	CHICKS WITH KICKS		14-16	1:06:49	21	3
37410	Individual	LUKA PUDDU	M	U11	1:06:59	20	2
66923	Individual	CONNOR MCKENZIE	M	14-16	1:07:04	21	11
75435	Individual	NATHAN GRAHAM	M	12-13	1:07:05	22	4
73394	Individual	LIEVE RENNINGS	F	U11	1:07:16	11	2
67060	Individual	DAVID EARLE	M	14-16	1:07:56	23	12
72593	Individual	LANA BISSET	F	40+	1:07:59	12	3
17755	Team of 3	TEAM BESTIES		14-16	1:08:03	22	4
73786	Team of 2	POT AND PINS		17-39	1:08:28	1	1
57278	Individual	HANS ROGOTZKI	M	40+	1:08:33	24	5
66995	Team of 3	VHS 6		17-39	1:08:41	23	15
41422	Team of 3	2BLONDESANDABRUNETTE		17-39	1:08:49	24	16
73393	Individual	ANNETTE RENNINGS	F	40+	1:08:53	13	4
95387	Team of 3	GOVENDERS		17-39	1:08:56	25	17
76718	Individual	EMMA WILLIAMS	F	U11	1:08:59	14	3
13608	Individual	OLIVER HIGGINS	M	14-16	1:09:10	25	13
59790	Individual	DINICA BOSMAN	F	14-16	1:09:16	15	4
67038	Individual	CAITLIN SODEN	F	14-16	1:09:51	16	5
73719	Individual	SIENA KIMBLE	F	14-16	1:09:57	17	6
39369	Team of 3	#9		U11	1:10:22	26	2
66877	Individual	RORY CRAWFORD	M	17-39	1:10:36	26	2
32485	Individual	CHRISTELLE VAN ZUYDAM	F	17-39	1:11:02	18	4
73165	Team of 3	VHS 13		17-39	1:11:58	27	18
39366	Individual	QHAWE MAFIKA	M	14-16	1:12:03	27	14
71547	Individual	JUSTINE VOGT	M	17-39	1:12:23	28	3
37169	Individual	CONNOR VOGT		U11	1:12:31	1	1
97745	Team of 3	ESHOWE WARRIORS		12-13	1:12:59	28	4
37285	Team of 3	"TERRIFIC TREO (TRINITY		12-13	1:13:06	29	5
35781	Individual	TYLAR KEANU FRASER	M	17-39	1:13:28	29	4
9846	Individual	DAVID LOUW	M	17-39	1:13:42	30	5
97989	Individual	EMILEY MAQUET	F	12-13	1:14:06	19	2
86280	Individual	RACHEL WOODBURN	F	14-16	1:14:09	20	7
46652	Individual	IAN TYRER	M	40+	1:14:26	31	6
10106	Individual	NATASJA FOSTER	F	17-39	1:14:28	21	5
97991	Individual	TAYLOR FOSTER	F	U11	1:14:43	22	4
51726	Individual	CLAUDETTE UPFOLD	F	40+	1:15:24	23	5
71684	Individual	MARIUS LOURENS	M	40+	1:15:32	32	7
40895	Individual	JAYDEN SCHUTZ	M	17-39	1:15:39	33	6
66961	Individual	MATTEO PUDDU	M	U11	1:15:41	34	3
71685	Individual	CHANEL LOURENS	F	17-39	1:16:07	24	6
9502	Individual	ESZTER LANE	F	17-39	1:16:28	25	7
38712	Team of 3	SOLE SISTERS		14-16	1:16:40	30	5

57767	Individual	BRADFORD JARDINE	M	40+	1:16:53	35	8
5853	Individual	MIRNA FOURIE	F	17-39	1:17:00	26	8
47452	Individual	HYLTON SMITH	M	17-39	1:17:22	36	7
66902	Individual	RYLEE-KAI CHALLENGOR	F	12-13	1:17:23	27	3
39350	Team of 3	KARKLOOF VILLA		17-39	1:17:28	31	19
53059	Team of 3	2BLONDESANDABRUNETTE		17-39	1:18:24	32	20
95456	Individual	TIMOTHY SINCLAIR	M	40+	1:18:32	37	9
39351	Team of 3	KARKLOOF VILLA		17-39	1:18:41	33	21
25536	Individual	GENEVIEVE SINCLAIR	F	U11	1:18:42	28	5
72975	Individual	ALEXANDRA UYS	F	U11	1:19:33	29	6
54789	Individual	LIBBY CHAPMAN	F	U11	1:19:53	30	7
4335	Individual	LANCE CHAPMAN	M	40+	1:19:58	38	10
67067	Individual	DANIEL UYS	M	U11	1:20:15	39	4
66940	Individual	WYNAND VAN ROOYEN	M	U11	1:20:22	40	5
81531	Individual	LISKA THOM	F	17-39	1:20:36	31	9
32256	Individual	TIANO COOK	F	40+	1:21:02	32	6
39359	Individual	MELISSA TAYLOR	F	17-39	1:21:02	33	10
12417	Individual	MEGAN HATCH	F	14-16	1:21:11	34	8
63324	Individual	VICKY ALISON	F	17-39	1:21:15	35	11
10853	Individual	SUE CHAPMAN	F	40+	1:23:02	36	7
54787	Individual	ROBYN CHAPMAN	F	U11	1:23:42	37	8
73680	Individual	HANEKE JONAS		40+	1:23:49	2	1
66933	Individual	LIAN JONAS		12-13	1:23:53	3	1
75101	Individual	MATT JAMES BISSET	M	U11	1:24:37	41	6
97997	Individual	CHRIS BOTHA	M	40+	1:24:40	42	11
39369	Team of 3	#9		U11	1:24:43	34	3
67042	Individual	PAUL PIENAAR	M	17-39	1:24:48	43	8
36365	Team of 3	VHS 8		14-16	1:24:54	35	6
5165	Individual	SHELAGH LADBROOKE	F	40+	1:25:20	38	8
17256	Team of 2	THE FANGS		17-39	1:25:41	2	2
64258	Individual	GLEN BRIDGEFORD	M	40+	1:26:34	44	12
51726	Individual	CLAUDETTE UPFOLD	F	40+	1:26:58	39	9
40322	Individual	OLGA MULLER	F	40+	1:27:15	40	10
37346	Individual	JARED ALLPASS	M	U11	1:27:35	45	7
32257	Individual	ROBYN REESE COOK	F	12-13	1:27:54	41	4
52397	Individual	TANJA KLEE	F	17-39	1:28:01	42	12
9240	Team of 3	ADORABLE ABBY AND HER WARRIORS		17-39	1:28:06	36	22
54153	Team of 3	EARTHLINGS		17-39	1:28:15	37	23
93825	Individual	TAYLA WATSON	F	14-16	1:28:44	43	9
65316	Individual	IAN LINDSEY	M	40+	1:28:48	46	13
45833	Individual	ETIENNE VAN DER MERWE	M	40+	1:29:23	47	14
52555	Individual	LEYAN ROWE	F	17-39	1:29:51	44	13
39151	Individual	CRAIG WILSON	M	U11	1:30:00	48	8
39337	Individual	ZIPHO MPOFU	M	12-13	1:30:10	49	5
17758	Team of 3	LAST MINUTE . COM		14-16	1:30:17	38	7
24251	Individual	MEREN FERNDALE	M	12-13	1:30:43	50	6
74499	Individual	LUCIEN FERNDALE	M	40+	1:30:48	51	15
20206	Individual	GRAHAM HULETT	M	40+	1:31:00	52	16
39384	Team of 3	#4		12-13	1:31:26	39	6
73500	Individual	GENEVIEVE GERMIQUET	F	14-16	1:31:31	45	10
56325	Individual	EMMA HAYNES	F	17-39	1:31:42	46	14
96431	Individual	EDWIN WILLIAM BLANKS	M	17-39	1:31:47	53	9
64050	Individual	JOHANN STRYDOM	M	17-39	1:32:14	54	10
70646	Individual	CHRISTOPHER NORMAN	M	17-39	1:32:19	55	11
69689	Individual	SIZWE SHANGE	M	17-39	1:32:23	56	12
66964	Individual	KEITH BRANCH	M	40+	1:32:28	57	17
45150	Individual	REBECCA COOK	F	14-16	1:32:42	47	11
74314	Individual	AMY HULETT	F	14-16	1:32:48	48	12
73568	Individual	CARYN MAITLAND	F	40+	1:32:53	49	11

9102	Individual	KEVIN HITCHCOX	M	40+	1:32:58	58	18
66901	Individual	CLAIRE DU PLESSIS	F	U11	1:33:03	50	9
66900	Individual	EMILY DU PLESSIS	F	U11	1:33:07	51	10
17458	Individual	ANDREW DU PLESSIS	M	40+	1:33:14	59	19
15868	Individual	MICHEAL REED	M	17-39	1:34:07	60	13
60007	Individual	PENNY GOODRICK	F	17-39	1:34:53	52	15
39340	Individual	NTANDO NGCOBO	M	12-13	1:35:38	61	7
40600	Individual	GRANT COLLIER	M	40+	1:35:47	62	20
68675	Individual	LARA PARK	F	40+	1:35:55	53	12
73721	Individual	CALI-ANN SHRIVES	F	12-13	1:36:10	54	5
59717	Individual	ALEXANDRA RISK	F	12-13	1:36:20	55	6
55482	Team of 3	DCSS		17-39	1:37:37	40	24
37199	Individual	KACY CALITZ	F	U11	1:38:57	56	11
44810	Individual	AMANDA DAVINA MULDER	F	40+	1:38:59	57	13
39308	Individual	STEPHANIE RAUTENBACH	F	12-13	1:39:00	58	7
66886	Individual	LEE CALITZ	M	17-39	1:39:08	63	14
66865	Team of 3	#5		12-13	1:39:23	41	7
37354	Team of 3	WILD COAST WARRIORS		12-13	1:39:29	42	8
53217	Individual	MERUSKA BOSSE	F	17-39	1:40:42	59	16
66881	Individual	JULIA ROWE	F	40+	1:41:21	60	14
46229	Individual	OLIVER ROWE	M	40+	1:42:05	64	21
66882	Individual	REBECCA ROWE	F	U11	1:42:23	61	12
99367	Individual	DONAVAN DUCKHAM	M	40+	1:44:27	65	22
95208	Individual	ZOE KLOPPERS	F	14-16	1:46:39	62	13
39383	Individual	THANDO MSIMANG	M	U11	1:47:58	66	9
62165	Team of 3	MUDDY ATHOLL		12-13	1:50:18	43	9
22882	Individual	KEEGAN BENTLEY	M	17-39	1:52:06	67	15
20506	Individual	CATHRYN CALITZ	F	17-39	1:52:14	63	17
67018	Team of 3	VHS 7		17-39	1:52:30	44	25
99719	Individual	HEATHER BOWREN	F	40+	1:53:09	64	15
39162	Individual	COURTNEY KITCHING	F	12-13	1:54:08	65	8
39368	Individual	BRIAN BRITS	M	U11	1:59:12	68	10
39188	Individual	TORI KITCHING	F	U11	1:59:18	66	13
37794	Individual	TAYLA BRAND	F	14-16	2:00:26	67	14
75545	Individual	BERNIE LAING	F	40+	2:01:00	68	16
67010	Individual	REESE LAING	F	U11	2:01:04	69	14
66960	Team of 3	3 MUSKETEERS		12-13	2:01:32	45	10
3845	Individual	MARK KITCHING	M	17-39	2:05:08	69	16
22908	Individual	ERIKA LINDE	F	40+	2:05:37	70	17
39190	Individual	RAYNE KITCHING	F	U11	2:06:50	71	15

 <span style="font-size: 2em; font-family: cursive;">aQuellé Epworth Mudman</span> 							
04 March 2018							
Half Paddle							
ROAG #	CATEGORY	NAME	GENDER	AGE CATEGORY	RACE TIME	OVERALL POSITION	AGE CATEGORY POSITION
44009	Individual	PAUL BERRIMAN	M	40+	0:57:02	1	1
39310	Team of 3	FISHER3		17-39	1:00:51	1	1
80779	Individual	MURRAY BEHN	M	14-16	1:01:29	2	1
4432	Individual	JODY IVINS	M	40+	1:05:13	3	2
55038	Individual	ROURKE PAUL BERRIMAN	M	12-13	1:07:39	4	1
23855	Individual	ABBEY HACKLAND	F	U11	1:08:46	1	1
96432	Team of 3	TEAM GODDARD		17-39	1:11:37	2	2
91768	Individual	ASTRID VONKEMAN	F	40+	1:15:41	2	1
67025	Team of 2	THE PULLEN BOYS		17-39	1:15:52	1	1
12348	Team of 3	THE SPARKPLUGS		17-39	1:16:32	3	3

73724	Individual	DERRRYN MILLWARD	F	U11	1:17:29	3	2
91767	Individual	GERT JUUL VONKEMAN	M	40+	1:19:27	5	3
75396	Individual	COLE BAXTER	M	U11	1:20:58	6	1
71960	Individual	SHELDON BAXTER	M	40+	1:20:58	7	4
38718	Individual	JAYDEN GRAY	M	U11	1:21:52	8	2
92783	Individual	LUCY GRAHAM	F	14-16	1:28:24	4	1
73657	Individual	KAYLEIGH ELS	F	12-13	1:28:30	5	1
73503	Individual	MELISSA GERMIQUET	F	14-16	1:28:39	6	2
77444	Individual	NATHAN CURRY	M	U11	1:29:04	9	3
4337	Individual	STEPHEN CURRY	M	40+	1:29:13	10	5
46361	Individual	BONGANI KHUMALO	M	40+	1:31:07	11	6
37344	Individual	CAMERON DUCKHAM	F	12-13	1:44:22	7	2
41814	Team of 2	BEAUTY AND THE BEAST		17-39	1:47:40	2	2