



# AQUELLE HERMANNsburg MUDMAN



03 February 2018

Half Individual Paddle

ROAG #	CATEGORY	NAME	GENDER	AGE CATEGORY	RACE TIME	OVERALL POSITION	AGE CATEGORY POSITION
55038	Individual	ROURKE PAUL BERRIMAN	M	12-13	1:16:25	1	1
65973	Individual	HANNAH BRUNI	F	14-16	1:22:11	1	1
60653	Individual	ABIGAIL LARSEN	F	14-16	1:22:11	2	2
13334	Individual	EMILIO CHICCARO	M	40+	1:23:25	2	1
6567	Individual	PIPPA WEBBER	F	17-39	1:28:50	3	1
23855	Individual	ABBEY HACKLAND	F	U11	1:29:18	4	1
44009	Individual	PAUL BERRIMAN	M	40+	1:38:02	3	2
60262	Individual	COLE JOSHUA BERRIMAN	M	U11	1:38:48	4	1



# AQUELLE HERMANNsburg MUDMAN



03 February 2018

Half Team Paddle

ROAG #	CATEGORY	NAME	GENDER	AGE CATEGORY	RACE TIME	OVERALL POSITION	AGE CATEGORY POSITION
2548	Team of 2	HACKLAND CHICKS		17-39	1:31:28	1	1
96432	Team of 2	TEAM AK		17-39	2:03:44	2	2



# AQUELLE HERMANNsburg MUDMAN



03 February 2018

Half Individual Swim

ROAG #	CATEGORY	NAME	GENDER	AGE CATEGORY	RACE TIME	OVERALL POSITION	AGE CATEGORY POSITION
46588	Individual	DANIEL VAN DER WATT	M	14-16	0:56:04	1	1
17707	Individual	MATT GERRY	M	14-16	1:05:25	2	2
73395	Individual	HUGO RENNINGS	M	14-16	1:06:12	3	3
25113	Individual	TAYLOR MUNRO	F	14-16	1:07:05	1	1
73397	Individual	PEPIJN RENNINGS	M	12-13	1:07:18	4	1
73259	Individual	JERAMIE HIGGINS	M	17-39	1:11:16	5	1
40464	Individual	JOSHUA STEYTLER	M	14-16	1:13:19	6	4
97873	Individual	GABRIEL GARNETT	M	14-16	1:13:56	7	5
25115	Individual	COURTNEY MUNRO	F	17-39	1:14:32	2	1
73415	Individual	GRACE DRUMMOND	F	14-16	1:16:04	3	2
19602	Individual	ENRICO NARBONESE	M	17-39	1:17:24	8	2
34090	Individual	DREMAR JACOBS	M	17-39	1:17:49	9	3
86016	Individual	DANIEL STONE	M	14-16	1:18:25	10	6
43037	Individual	BRIGITTE VON BUDDENBROCK	F	12-13	1:18:28	4	1
23078	Individual	RICKY LOTTERING	M	12-13	1:18:35	11	2
97874	Individual	SEBASTIAN GARNETT	M	12-13	1:19:09	12	3
51874	Individual	BENJAMIN RABE	M	14-16	1:20:27	13	7
57968	Individual	ELKE POWELL	F	40+	1:20:59	5	1

44885	Individual	REINHARD KÖHNE	M	17-39	1:23:16	14	4
96435	Individual	RHYS BARRY	M	U11	1:23:25	15	1
40462	Individual	CLAYTON STEYTLER	M	40+	1:23:57	16	1
19789	Individual	PIERS GARNETT	M	40+	1:24:01	17	2
97875	Individual	NOA GRACE GARNETT	F	17-39	1:24:05	6	2
13608	Individual	OLIVER HIGGINS	M	14-16	1:25:44	18	8
73394	Individual	LIEVE RENNINGS	F	U11	1:26:18	7	1
93800	Individual	LEAH STEWART	F	12-13	1:26:33	8	2
3201	Individual	ROB STEWART	M	40+	1:27:14	19	3
3321	Individual	IAIN DON-WAUCHOPE	M	40+	1:28:03	20	4
37314	Individual	ABIGAEL DON-WAUCHOPE	F	U11	1:28:04	9	2
36732	Individual	LUKA POSER	M	14-16	1:28:13	21	9
58543	Individual	BRONWEN SCHOENFELD	F	40+	1:28:45	10	2
73511	Individual	KEATON VON RAUENSTEIN	M	17-39	1:29:02	22	5
73393	Individual	ANNETTE RENNINGS	F	40+	1:29:39	11	3
10891	Individual	JAMES HACKLAND	M	40+	1:29:56	23	5
32485	Individual	CHRISTELLE VAN ZUYDAM	F	17-39	1:30:33	12	3
97619	Individual	CALLUM DREYER	M	U11	1:32:07	24	2
5469	Individual	MARTIN DREYER	M	40+	1:32:08	25	6
96389	Individual	PIETER SWANEPOEL	M	17-39	1:32:36	26	6
16891	Individual	JACO SWANEPOEL	M	40+	1:32:36	27	7
96384	Individual	EVE WALDEN	F	12-13	1:33:00	13	3
91307	Individual	BRYN TYRER	M	17-39	1:33:54	28	7
73510	Individual	DUANE LAUWRENS	M	17-39	1:34:41	29	8
73429	Individual	PAUL TONSING	M	14-16	1:35:15	30	10
35843	Individual	ENID BURGER	F	17-39	1:36:57	14	4
13993	Individual	RENE RISCH	M	40+	1:38:48	31	8
73499	Individual	JANET SCHULZE	F	40+	1:39:05	15	4
35801	Individual	ROBYN ASHLY BALDEGGER	F	17-39	1:39:59	16	5
96434	Individual	JAYDEN BARRY	M	U11	1:43:01	32	3
23645	Individual	GAVIN LEE BARRY	M	40+	1:43:11	33	9
53203	Individual	MARINDA WILKEN	F	17-39	1:43:12	17	6
36733	Individual	NADIA POSER	F	14-16	1:44:28	18	3
11634	Individual	UTE POSER	F	40+	1:45:40	19	5
96431	Individual	EDWIN BLANKS	M	17-39	1:45:44	34	9
56325	Individual	EMMA HAYNES	F	17-39	1:45:44	20	7
72955	Individual	CHARLIZE VERMEULEN	F	17-39	1:46:29	21	8
37463	Individual	BOITSHEKO MYATAZA	F	14-16	1:46:36	22	4
82597	Individual	JENNA GODDARD	F	12-13	1:46:44	23	4
97786	Individual	JOHANN KÖHNE	M	17-39	1:47:20	35	10
81531	Individual	LISKA THOM	F	17-39	1:48:54	24	9
4923	Individual	JOLINE GODDARD	F	40+	1:52:18	25	6
22728	Individual	CALLUM WHITTLE	M	12-13	1:53:01	36	4
97876	Individual	KAI MAY	M	12-13	1:53:02	37	5
55426	Individual	DANI MARTENS	F	U11	1:53:11	26	3
43968	Individual	SARAH MARTENS	F	40+	1:53:11	27	7
65316	Individual	IAN LINDSEY	M	40+	1:54:40	38	10
73568	Individual	CARYN MAITLAND	F	40+	1:56:09	28	8
25263	Individual	BRYAN HILDER	M	40+	2:01:43	39	11
25264	Individual	GREGG HILDER	M	12-13	2:01:44	40	6
58821	Individual	ARJEN FRICK	M	40+	2:04:55	41	12
51993	Individual	LYDIA KOHNE	F		2:06:46	29	1
99719	Individual	HEATHER BOWREN	F	40+	2:09:21	30	9
74499	Individual	LUCIEN FERNDAL	M	40+	2:09:23	42	13
36330	Individual	VANESSA BRACKETT	F	17-39	2:09:24	31	10

96523	Individual	MYLES BRACKETT	M	17-39	2:09:29	43	11
17709	Individual	JENS VON DELFT	M	40+	2:09:35	44	14
44810	Individual	AMANDA DAVINA MULDER	F	40+	2:18:34	32	10
7718	Individual	ABBY BOX	F	17-39	2:20:01	33	11
74039	Individual	JORDAN VON RAUENSTEIN	M	14-16	2:20:04	45	11
37377	Individual	HAMISH GRIESON	M	14-16	2:20:05	46	12



## AQUELLE HERMANNsburg MUDMAN







03 February 2018

Half Team Swim

ROAG #	CATEGORY	NAME	GENDER	AGE CATEGORY	RACE TIME	OVERALL POSITION	AGE CATEGORY POSITION
97710	Team of 3	VHS 1		17-39	0:57:12	1	1
10977	Team of 4	BRACKEN BANDITS		17-39	1:08:35	1	1
73719	Team of 3	HMB 5		14-16	1:11:27	2	1
23813	Team of 3	HMB 2		17-39	1:12:59	3	2
231	Team of 3	TMJ		17-39	1:13:06	1	1
65974	Team of 3	SPLASH DASH CRASH		14-16	1:13:32	4	2
73542	Team of 3	BOUW FIN		17-39	1:13:37	5	3
96436	Team of 3	MINI MURRAYS		17-39	1:13:40	6	4
96438	Team of 4	BRACKEN BANDITS		17-39	1:17:26	2	2
96395	Team of 3	BUFFALO		17-39	1:17:46	7	5
24101	Team of 3	VHS 5		17-39	1:18:15	8	6
99000	Team of 3	VHS 6		17-39	1:19:01	9	7
97685	Team of 3	GREYTOWN WARRIORS		17-39	1:20:40	10	8
73709	Team of 4	HMB 4		17-39	1:21:54	3	3
14036	Team of 3	LACTIC ACID FLASHBACK		14-16	1:21:59	11	3
91927	Team of 3	# CRASH TEST BUDDIES		17-39	1:22:37	12	9
97747	Team of 3	HMB 3		17-39	1:23:19	13	10
96390	Team of 3	LAZY BEARS		17-39	1:23:23	14	11
97743	Team of 3	ESHOWE WARRIORS		12-13	1:23:34	15	1
36578	Team of 3	THE RICH JO/JO		17-39	1:24:06	16	12
39801	Team of 3	HMB 1		17-39	1:24:22	17	13
36650	Team of 3	GREYTOWN HIGH RANGERS		17-39	1:25:25	18	14
97796	Team of 3	TEAM JOHN DEERE		17-39	1:25:40	19	15
91789	Team of 2	SHRODDERS		40+	1:26:00	1	1
73523	Team of 3	PAIN KILLERS		17-39	1:28:09	20	16
7643	Team of 3	PAIN KILLERS		17-39	1:28:47	21	17
22727	Team of 3	HMB 6		17-39	1:29:36	22	18
37669	Team of 3	RTJ		14-16	1:32:10	23	4
97733	Team of 3	FMC		17-39	1:34:27	24	19
73165	Team of 3	VHS 7		17-39	1:34:59	25	20
96402	Team of 3	SCOTTLAND		17-39	1:36:36	26	21
97620	Team of 3	PLENMA SPI		17-39	1:37:13	27	22
96385	Team of 3	SCOTTLAND		17-39	1:37:19	28	23
97751	Team of 3	DUNDEE HIGH		14-16	1:37:26	29	5
97843	Team of 2	THE REBELS		14-16	1:40:57	2	1
36141	Team of 3	VHS 3		17-39	1:44:36	30	24
59932	Team of 3	POWDER PUFF GIRLS		17-39	1:50:26	31	25
36365	Team of 3	VHS 4		17-39	1:50:45	32	26
97683	Team of 3	GREYTOWN HIGH CRUSADERS		17-39	1:52:28	33	27
36139	Team of 3	VHS 2		17-39	1:59:05	34	28

96393	Team of 3	FRIKKIES		17-39	2:04:53	35	29
61974	Team of 3	DST GRADE 5		U11	2:06:23	36	1
97353	Team of 3	MAGUZUMBELA		17-39	2:09:40	37	30
36621	Team of 3	GREYTOWN HIGH REBELS		17-39	2:17:09	38	31
97726	Team of 3	HMB 7		17-39	2:21:16	39	32
96381	Team of 3	96381		17-39	2:26:05	40	33

 <b>AQUELLE HERMANNsburg MUDMAN</b> 							
03 February 2018							
Full Individual Paddle							
ROAG #	CATEGORY	NAME	GENDER	AGE CATEGORY	RACE TIME	OVERALL POSITION	AGE CATEGORY POSITION
50946	Individual	TIMOTHY LARSEN	M	U18	1:58:18	1	1
34677	Individual	NEIL DU PLESSIS	M	19-39	2:03:10	2	1
51904	Individual	MIREIA BRUNI	F	U18	2:06:00	1	1
68197	Individual	MARAIS DE VAAL	M	19-39	2:43:25	3	2
68198	Individual	ANNÉ DE VAAL	F	19-39	2:43:25	2	1

 <b>AQUELLE HERMANNsburg MUDMAN</b> 							
03 February 2018							
Full Team Paddle							
ROAG #	CATEGORY	NAME	GENDER	AGE CATEGORY	RACE TIME	OVERALL POSITION	AGE CATEGORY POSITION
62940	Team of 3	VC GREEN		Open	1:31:38	1	1
37187	Team of 3	VARSITY COLLEGE BLUE		Open	1:56:21	2	2
50945	Team of 3	BLITZ VINNIG		Open	2:27:38	3	3
83703	Team of 3	TERMINATORS		Open	2:28:47	4	4



# AQUELLE HERMANNsburg MUDMAN



03 February 2018

Full Individual Swim

ROAG #	CATEGORY	NAME	GENDER	AGE CATEGORY	RACE TIME	OVERALL POSITION	AGE CATEGORY POSITION
8060	Individual	DARRYN PURTELL	M	19-39	1:35:59	1	1
61643	Individual	ANGUS MCLEOD	M	U18	1:36:19	2	1
6856	Individual	TRAVERS PELLEW	M	19-39	1:38:15	3	2
52197	Individual	CHAD STEVENSON	M	U18	1:38:17	4	2
4504	Individual	BRENT YELLAND	M	U18	1:41:51	5	3
36604	Individual	ALEX KANEN	M	19-39	1:43:08	6	3
5296	Individual	JEANNIE BOMFORD	F	19-39	1:43:54	1	1
30261	Individual	RUAN POTGIETER	M	U18	1:44:04	7	4
12243	Individual	MURRAY CHURCH	M	19-39	1:45:56	8	4
3323	Individual	SU DON-WAUCHOPE	F	40+	1:46:43	2	1
96918	Individual	REUVEN RAWLINS	M	19-39	1:51:21	9	5
1347	Individual	CRAIG RUSSELL WHITE	M	40+	1:51:50	10	1
36247	Individual	RICHARD EKSTEEN	M	40+	1:51:54	11	2
93720	Individual	KYLE SPIRES	M	19-39	1:52:50	12	6
60246	Individual	IAN CAISTER	M	19-39	1:53:40	13	7
52083	Individual	MATTHEW OPPERMAN	M	U18	1:56:26	14	5
19077	Individual	HEINRICH ZELHUBER	M	19-39	1:56:27	15	8
42594	Individual	DOMINIC CHICCARO	M	U18	1:57:09	16	6
2112	Individual	AXEL POSER	M	40+	1:58:21	17	3
46435	Individual	TRAVIS WARWICK-OLIVER	M	19-39	1:58:46	18	9
36607	Individual	THOMAS LECHMERE-OERTEL	M	U18	1:59:12	19	7
5068	Individual	SARAH GRAY	F	19-39	2:00:00	3	2
8622	Individual	RIAAN POTGIETER	M	40+	2:00:48	20	4
9402	Individual	CAROLINE STORRAR	F	40+	2:04:39	4	2
44151	Individual	NATHAN TREBLE	M	19-39	2:05:42	21	10
4921	Individual	CHRISTIE-LEIGH HEARDER	F	19-39	2:05:44	5	3
92294	Individual	BRAD JOHNS	M	19-39	2:09:24	22	11
12817	Individual	GABBY CARTER	F	U18	2:09:27	6	1
97694	Individual	OSCAR HAPGOOD	M	U18	2:11:41	23	8
45813	Individual	CHRISTINE MCGLADDERY	F	40+	2:13:16	7	3
11428	Individual	MARLISE JOUBERT	F	40+	2:13:38	8	4
96382	Individual	ASHLEY LEDGERWOOD	M	19-39	2:15:31	24	12
4917	Individual	CHAD HEARDER	M	19-39	2:19:47	25	13
44419	Individual	JOHN BAINBRIDGE	M	40+	2:22:52	26	5
97194	Individual	JENNIFER DZIATZKO	F	19-39	2:23:57	9	4
36580	Individual	EMMA LECHMERE-OERTEL	F	U18	2:24:11	10	2
51969	Individual	DIETER VOLKER	M	U18	2:25:52	27	9
37458	Individual	ROBERT KRAUSE	M	19-39	2:27:26	28	14
36512	Individual	MARK HAUX	M	U18	2:28:50	29	10
96784	Individual	NICHOLAS DE KLERK	M	19-39	2:28:50	30	15
78159	Individual	ADRIAN NEL	M	19-39	2:34:04	31	16
97705	Individual	ANGELIQUE ERASMUS	F	19-39	2:36:26	11	5
97736	Individual	BRADLEY HEMINGWAY	M	19-39	2:39:33	32	17
25545	Individual	TIMOTHY DE KLERK	M	19-39	2:42:22	33	18
73431	Individual	ZED MCGLADDERY	M	40+	2:43:22	34	6
53576	Individual	GARETH WRAGG	M	19-39	2:50:31	35	19
23198	Individual	ELSI HAUX	F	U18	3:00:50	12	3

24652	Individual	PETER DE KLERK	M	40+	3:09:44	36	7
59807	Individual	LEESA BISHOP	F	40+	3:12:29	13	5
97708	Individual	KATE SHERRY	F	19-39	3:12:32	14	6
23197	Individual	LISA HAUX	F	U18	3:15:59	15	4
97770	Individual	JACK WALKER	M	19-39	3:17:29	37	20
97771	Individual	WARICK LEISHMAN	M	19-39	3:17:33	38	21



## AQUELLE HERMANNsburg MUDMAN



03 February 2018

Full Team Swim

ROAG #	CATEGORY	NAME	GENDER	AGE CATEGORY	RACE TIME	OVERALL POSITION	AGE CATEGORY POSITION
97115	Team of 3	THE 3 LITTLE PIGS		Open	1:53:21	1	1
97769	Team of 3	THE 3 QUESTION MARKS		Open	1:54:02	2	2
72550	Team of 3	WHITE ELEPHANT LODGE		Open	1:58:25	3	3
50153	Team of 3	NTE		Open	1:59:48	4	4
72666	Team of 3	THE A TEAM.		Open	2:06:59	5	5
13993	Team of 3	HME SCHOOL TRUST		Open	2:10:26	6	6
67562	Team of 3	FIGJAM		Open	2:14:51	7	7
79048	Team of 3	THE GRAY SILVERBACK GIANTS		Open	2:16:12	8	8
97765	Team of 3	JUST FOR FUN		Open	2:25:43	9	9
96430	Team of 3	KEENFIT		Open	2:36:06	10	10
11504	Team of 2	VC WHITE		Open	2:53:19	1	1
97773	Team of 3	POST MATRIC		Open	3:10:41	11	11
96861	Team of 3	TREVERTON POSTIES		Open	3:23:49	12	12